

OPEN ACCESS



Journal of
**Ecology and The
Natural Environment**

April 2019
ISSN 2006-9847
DOI: 10.5897/JENE
www.academicjournals.org



**ACADEMIC
JOURNALS**
expand your knowledge

About JENE

Journal of Ecology and the Natural Environment (JENE) provides rapid publication (monthly) of articles in all areas of the subject such as biogeochemical cycles, conservation, paleoecology, plant ecology etc.

The Journal welcomes the submission of manuscripts that meet the general criteria of significance and scientific excellence. Papers will be published shortly after acceptance. All articles published in JENE are peer-reviewed.

Indexing

The Journal of Ecology and The Natural Environment is indexed in:

[CAB Abstracts](#), [CABI's Global Health Database](#), [Chemical Abstracts \(CAS Source Index\)](#)
[Dimensions Database](#), [Google Scholar](#), [Matrix of Information for The Analysis of Journals \(MIAR\)](#), [Microsoft Academic](#)

JENE has an [h5-index of 10](#) on Google Scholar Metrics

Open Access Policy

Open Access is a publication model that enables the dissemination of research articles to the global community without restriction through the internet. All articles published under open access can be accessed by anyone with internet connection.

The Journal of Ecology and The Natural Environment is an Open Access journal. Abstracts and full texts of all articles published in this journal are freely accessible to everyone immediately after publication without any form of restriction.

Article License

All articles published by Journal of Ecology and The Natural Environment are licensed under the [Creative Commons Attribution 4.0 International License](#). This permits anyone to copy, redistribute, remix, transmit and adapt the work provided the original work and source is appropriately cited. Citation should include the article DOI. The article license is displayed on the abstract page the following statement:

This article is published under the terms of the [Creative Commons Attribution License 4.0](#)
Please refer to <https://creativecommons.org/licenses/by/4.0/legalcode> for details
about [Creative Commons Attribution License 4.0](#)

Article Copyright

When an article is published by in the Journal of Ecology and The Natural Environment, the author(s) of the article retain the copyright of article. Author(s) may republish the article as part of a book or other materials. When reusing a published article, author(s) should;

Cite the original source of the publication when reusing the article. i.e. cite that the article was originally published in the Journal of Ecology and The Natural Environment. Include the article DOI Accept that the article remains published by the Journal of Ecology and The Natural Environment (except in occasion of a retraction of the article)

The article is licensed under the Creative Commons Attribution 4.0 International License.

A copyright statement is stated in the abstract page of each article. The following statement is an example of a copyright statement on an abstract page.

Copyright ©2016 Author(s) retains the copyright of this article.

Self-Archiving Policy

The Journal of Ecology and The Natural Environment is a RoMEO green journal. This permits authors to archive any version of their article they find most suitable, including the published version on their institutional repository and any other suitable website.

Please see <http://www.sherpa.ac.uk/romeo/search.php?issn=1684-5315>

Digital Archiving Policy

The Journal of Ecology and The Natural Environment is committed to the long-term preservation of its content. All articles published by the journal are preserved by [Portico](#). In addition, the journal encourages authors to archive the published version of their articles on their institutional repositories and as well as other appropriate websites.

<https://www.portico.org/publishers/ajournals/>

Metadata Harvesting

The Journal of Ecology and The Natural Environment encourages metadata harvesting of all its content. The journal fully supports and implement the OAI version 2.0, which comes in a standard XML format. [See Harvesting Parameter](#)

Memberships and Standards



Academic Journals strongly supports the Open Access initiative. Abstracts and full texts of all articles published by Academic Journals are freely accessible to everyone immediately after publication.



All articles published by Academic Journals are licensed under the [Creative Commons Attribution 4.0 International License \(CC BY 4.0\)](#). This permits anyone to copy, redistribute, remix, transmit and adapt the work provided the original work and source is appropriately cited.



[Crossref](#) is an association of scholarly publishers that developed Digital Object Identification (DOI) system for the unique identification published materials. Academic Journals is a member of Crossref and uses the DOI system. All articles published by Academic Journals are issued DOI.

[Similarity Check](#) powered by iThenticate is an initiative started by CrossRef to help its members actively engage in efforts to prevent scholarly and professional plagiarism. Academic Journals is a member of Similarity Check.

[CrossRef Cited-by](#) Linking (formerly Forward Linking) is a service that allows you to discover how your publications are being cited and to incorporate that information into your online publication platform. Academic Journals is a member of [CrossRef Cited-by](#).



Academic Journals is a member of the [International Digital Publishing Forum \(IDPF\)](#). The IDPF is the global trade and standards organization dedicated to the development and promotion of electronic publishing and content consumption.

Contact

Editorial Office: jene@academicjournals.org

Help Desk: helpdesk@academicjournals.org

Website: <http://www.academicjournals.org/journal/JENE>

Submit manuscript online <http://ms.academicjournals.org>

Academic Journals
73023 Victoria Island, Lagos, Nigeria
ICEA Building, 17th Floor,
Kenyatta Avenue, Nairobi, Kenya.

Editors

Dr. Abd El-Latif Hesham

Genetics Department
Faculty of Agriculture
Assiut University
Assiut,
Egypt.

Dr. Ahmad Bybordi

Soil and Water Research Department
East Azarbaijan Research Centre for Agriculture and Natural Resources
AREEO, Tabriz,
Iran.

Dr. Marko Sabovljevic

Dept. Plant Ecology
Faculty of Biology
University of Belgrade
Belgrade,
Serbia.

Dr. Sime-Ngando Téléspore

CNRS LMGE, UMR
Université Blaise Pascal
Aubière Cedex,
France.

Dr. Ram Chander Sihag

Zoology Department,
CCS Haryana Agricultural University,
Hisar, India.

Table of Contents

**Evaluation of Desho Grass (*Pennisetum pedicellatum* Trin)
lines for their adaptability at Mechara Research Station,
Eastern Oromia, Ethiopia**
Birmaduma Gadisa, Tamrat Dinkale and Muleta Debela

Full Length Research Paper

Evaluation of Desho Grass (*Pennisetum pedicellatum* Trin) lines for their adaptability at Mechara Research Station, Eastern Oromia, Ethiopia

Birmaduma Gadisa*, Tamrat Dinkale and Muleta Debela

Mechara Agricultural Research Center, Oromia Agricultural Research Institute, P. O. Box 19, Mechara, Ethiopia.

Received 23 January, 2019; Accepted 28 February, 2019

This experiment was under taken at Mechara Agricultural Research center of on- station site for two consecutive years of 2016 and 2017 cropping season. The aim of the research was to identify the best adaptable and high biomass and dry matter yielders from four ecotype of Desho grass (*Pennisetum pedicellatum*) to demonstrate promising ecotypes for livestock producer's community in the study area. Randomized complete block design (RCBD) with three replications was employed to evaluate the ecotypes. The result revealed that the agronomic performance of regeneration percentage, plot cover, plant vigor and leaf to stem ratio were not shown significant difference ($P>0.05$) between Desho grass lines. However, significantly difference ($P<0.05$) were observed in plant height and dry matter yield between four Desho grass lines. The highest dry matter yield were produced from Areka-DZF # 590 (28.74 t/ha), Kulumsa-DZF#592 (26.14 t/ha) and KK1-DZF # 591(23.59 t/ha) lines and produced 0.71, 0.66 and 0.59 leaf to stem ratio, respectively. The mean value of dry matter yield, biomass (herbage) yield and leaf to stem ratio was increased from first to second harvesting year. The dry matter yield had strongly positive correlation with morphological parameters of leaf to stem ratio ($r=0.8$; $P<0.01$), plant height ($r=0.62$; $P<0.05$), plot cover ($r=0.75$; $P<0.05$), and low correlation with biomass yield ($r=0.2$). Based on the result, Areka-DZF#590, Kulumsa-DZF-#592, and KK1-DZF#591 lines were well adapted and performed from Desho grass lines evaluated in this experiment. Therefore, these selected Desho grass lines should be further demonstrated and scaled-up at around Mechara Agricultural Research station and similar agro-ecologies of Hararghe areas.

Key words: Desho grass, dry matter yield, leaf to stem ratio, lines.

INTRODUCTION

Despite Ethiopia having a large livestock population (Central Statistical Agency, 2016), the productivity of livestock is low. The major setback is shortage in quantity and quality of feed resource (Tegegne and Assefa, 2010; Yayneshet, 2010). To combat existing livestock nutritional constraints, the use of locally available forage plants as feed resources is highly recommended as they are

familiar to smallholder farmers, grow with low inputs and are adaptable to local agro-ecological conditions (Anele et al., 2009).

Desho grass (*Pennisetum pedicellatum*) is among the indigenous grass in Ethiopia belonging to the Poaceae family of monocot angiosperm plants. Desho grass is perennial grass collected from Chencha district in

*Corresponding author. E-mail: birmaduga@gmail.com.

Southern Ethiopia (Welle et al., 2006). It grows in naturally spreading across the escarpment of the Ethiopian highlands and used for multiple purposes (Smith, 2010). Desho grass is used as a year-round livestock fodder. It is a very palatable species to cattle and sheep (Ecocrop, 2010) mainly grown on small home plots used for livestock fodder, soil conservation practices, and sold for income generation as small business opportunity mostly for high land Ethiopian farmers (IPMS 2005; Shiferaw et al., 2011; Leta et al., 2013). To maintain the sustainability of the intervention, the plot is permanently made inaccessible to free grazing livestock; instead, a cut-and-carry system is encouraged (Danano, 2007). Due to its rapid growth rate, Desho grass provides regular harvests, even reaching monthly cuts during the rainy season. Once a year, just before the dry season, sufficient grass is harvested and stored as hay and can be prepared as silage to feed the livestock until the rains return (Danano, 2007).

Ethiopian Minister of Agriculture and Rural Development was documented planting of Desho grass technology as an example of a locally tried and tested land management technique as a success to mitigate land degradation (Bimrew et al., 2017). On the other hand, very little work has been done in collection and conservation of indigenous forage species, which have invaluable importance in the livelihood of the farmers. Livestock have a multifunction in West Hararghe farmers serve as source of milk, meat production, draft power and income generation, especially milk production and fattening practice are indigenous (Abdi et al., 2013).

The Hararghe beef cattle (locally called Harar Sanga) is very famous in domestic markets of larger cities like Addis Ababa (Tadesse et al., 2014). However, there was only seasonal based access for terminal market due to feed scarce and less market-oriented production system (Birmaduma, 2018). Milk marketing is the daily income for livelihood in Hararghe farmer next to *chat* (Abdi et al., 2013). Due to the production system is based on natural pasture and linked with crop production related milk available from market is seasonal and the price of the milk is highly fluctuated in West Hararghe (personal observation). Therefore, adequate quantity and quality of feed resource is crucial for animal production in mostly dairy and beef cattle. Hence, introduction of high yielding and nutritious indigenous forage species like Desho grass is the notable issue to minimize feed shortage in both quality and quantity especially during dry season. Therefore, the study was intended to identify the best adaptable, performance and good quality of Desho grass lines for fodder production in study area.

MATERIALS AND METHODS

Description of study area

The study was conducted at Mechara Agricultural Research Center

(McARC) during 2016 and 2017 cropping season for two years. McARC were found at 40° 19' latitude and 08° 35' E longitude with an altitude of 1,700 m above sea level. It is located at 434 km East of Addis Ababa capital of country, Ethiopia, Oromia National Regional State, West Hararghe in Daro Labu district. The major soil type of the center is sandy loam with reddish color. The ambient temperature the district (center) ranges from 14 to 26°C with the average of 16°C and average annual rainfall of 96 mm/year (McARC, 2017) Figure 1.

Experimental material and design

Four Desho grass lines of DZF#590, Kulumsa-DZF#592, KK2-DZF-589 and KK1-DZF#591 were planted in roots as brought from Dabrazite Agricultural Research Center. The experimental material was designed in randomized complete block design (RCBD) with three replication. The plot size used for the experiment was 10.5 m² area, which was 3.5 m length with 3.5 m width within space between rows; plots and replication were used 40, 50 and 75 cm, respectively. Inorganic fertilizer of 100 kg/ha of NPS and 50 kg/ha of urea were applied during the establishment.

Experimental management

A total area of 209.25 m² was prepared for this experiment. The land was ploughed in February and harrowed in June 2016. The prepared experimental land was divided into three blocks each of which consisted 12 plots with each plot size was 10.5m². Desho grass was planted using vegetative root splits in 8 rows on a well-prepared soil. The spacing between rows and plants were 40 and 15 cm, respectively. Land preparation, plant splitting, weeding and harvesting were done according to recommended made by Leta et al. (2013). DAP and urea were applied at planting and after establishment, respectively at the rate of 100 and 50 kg per ha for establishment and 25kg of urea was applied after each harvesting cycle for maintenance (Danano, 2007). Weeding and related management practices were applied according to the grass's requirements.

Data collection

The collected data for the trial was including regeneration percentage, plot cover, plant vigor, leaf to stem ratio, herbage yield, and dry matter yield through oven dry was collected.

Statistical analysis

All data was analyzed with General Linear Model (GLM) procedure of SAS version 9.0 for least square analysis of variance. The mean separation was carried out using least significance difference (LSD) test at 5% probability level. The statistical model for the analysis data was:

$$Y_{ijk} = \mu + A_j + B_i + e_{ijk}$$

Where; Y_{ijk} = response of variable under examination, μ = overall mean, A_j = the j th factor effect of treatment/ lines, B_i = the i th factor effect of block/ replication, e_{ijk} = the random error.

RESULTS AND DISCUSSION

Performance of Desho grass lines

Performance of Desho grass lines in study site are

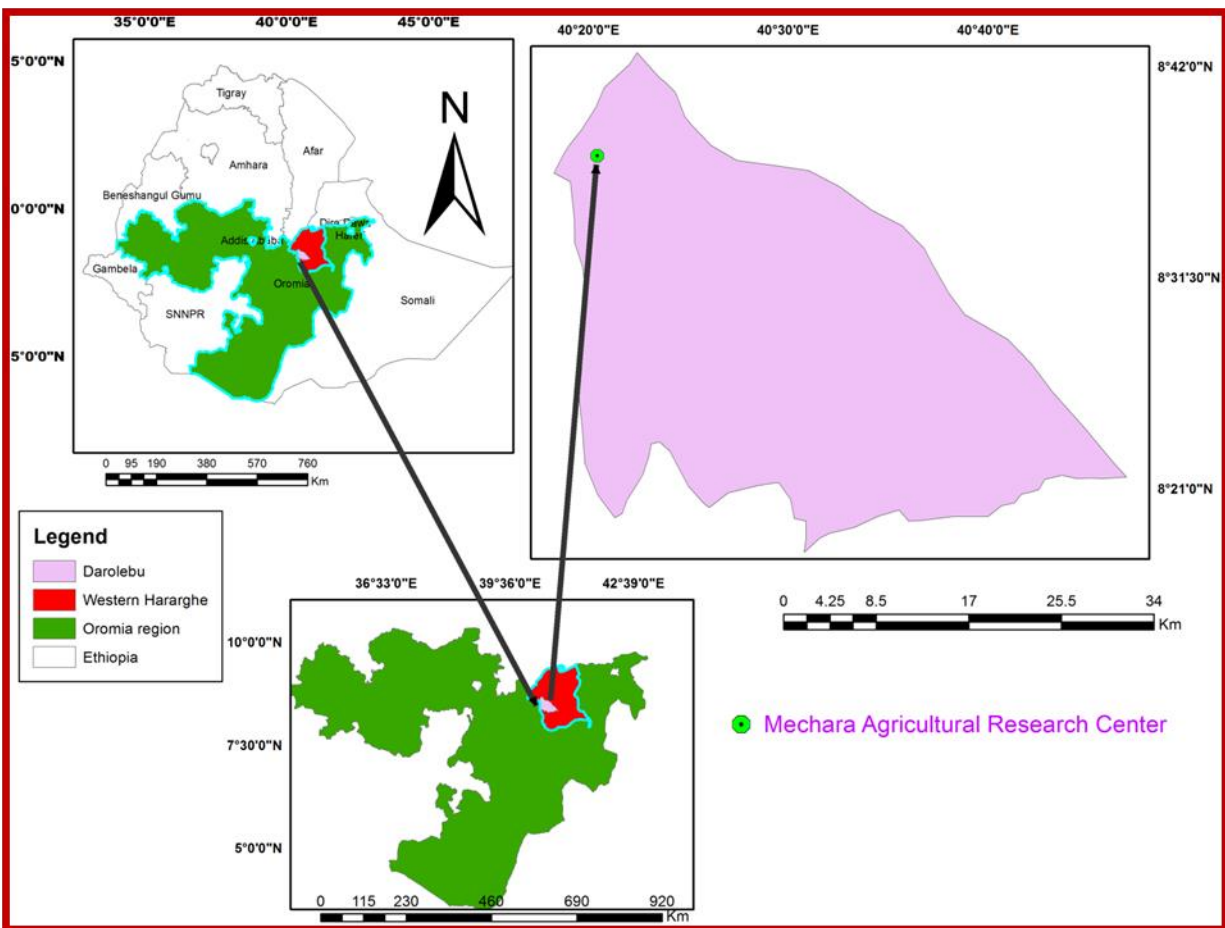


Figure 1. Map of study area.
Source: Own computational GIS data.

presented in Table 1. The result revealed that the agronomic performance of regeneration percentage, plot cover, stand vigor, leaf to stem ratio were not shown significance difference ($P > 0.05$) between Desho grass lines considered in this experiment. However, the analysis variance for plant height (cm) and dry matter yield (t/ha) were shown significance difference ($P < 0.05$) between Desho grass lines. After Desho grass lines was established by splitting method and after each harvesting cycle all Desho grass lines were regenerated well performance greater than 97% of population. This result good performance was indicated that the climate condition and soil type was suitable for crop to provided further investigation.

The mean value of plot cover performance of Desho grass lines considered in this experiment were promised for future works (95.4%). Even though the mean value between grasses line was not indicated significance difference ($P > 0.05$) on plot cover, numerically had different values. The higher plot cover were produced from Areka-DZF # 590 (96.3%) and Kulumsa-DZF #592

(96.2%) lines. This finding was comparable with Tekalegn et al. (2017) who report that Areka-DZF # 590 (95.8%) and Kulumsa-DZF #592(99.2%) lines at Wondogenet Agricultural Research Center, Southern Ethiopia. The similarity of finding indicated that the ability of Desho grass adaptability at different environments and soil types. This might be due to Desho grass is indigenous ecotype for Ethiopia (Smith, 2010).

Plant vigor percent was not shown significant difference ($P > 0.05$) however, numerically it had different values. The highest plant vigor percent was recorded from Kulumsa-DZF #592 (93.67%) and Areka-DZF # 590 (91.7%) of Desho grass lines. This finding was comparable with Tekalegn et al. (2017) who reported that 98.3% for Kulumsa-DZF #592 and 96.3 % for Areka-DZF # 590 Desho grass lines plot cover percent in Southern, Ethiopia.

Plant height is an important parameter contributing to yield in forage crops. The mean value of plant height were shown significance difference ($P < 0.05$) among Desho grass lines considered in this experiment. The

Table 1. Performance of Desho grass lines at Mechara on station.

Treatment	R (%)	PC (%)	VI (%)	PH(cm)	LSR	Bmt/ha	DMY (t/ha)
Areka-DZF # 590	98	96.3	91.67	92.73 ^a	0.71	44.8	28.74 ^a
KK1-DZF # 591	97.83	95	90.33	92.6 ^a	0.59	32.1	23.59 ^b
Kulumsa-DZF #592	98.67	96.23	93.6	93.67 ^a	0.66	59.87	26.14 ^{ab}
KK2-DZF # 589	97.17	93.9	90.67	71.27 ^b	0.51	46.13	20.31 ^c
Mean	97.92	95.38	91.6	87.6	0.62	45.5	24.69
CV	0.62	1.0	1.76	9.0	14.8	34.2	5.2
LSD (5%)	1.21	1.85	3.22	15.76	0.18	2.45	2.557
Sig.	Ns	Ns	Ns	*	Ns	Ns	**

KK= Kindo Kosha, R (%) = Regeneration percentage, PC (%) = plot cover, VI (%) = Plant Vigor, PH (cm) = Plant Height in cent meter, LSR= Leaf to stem ratio, DMY= Dry matter yield in ton per hectare.

highest plant height was produced from Areka-DZF # 590 (92.67 cm) followed by KK1-DZF # 591 (92.6 cm) whereas the lowest was produced from KK2-DZF # 589 (71.27 cm). This finding was comparable with Bimrew et al. (2017) who reported that plant height for Desho grass was (94 cm) at mid and (87 cm) high land altitude of Northern, Ethiopia.

The analysis of variance was not shown significance difference ($P>0.05$) on leaf to stem ratio, however, numerically it had different values. Numerically, the higher value of leaf to stem ratio was produced by Areka-DZF # 590 (0.71) and Kulumsa-DZF #592 (0.66) Desho grass lines. The lowest leaf to stem ratio was produced by KK2-DZF # 589 (0.51) Desho grass lines. The result recorded from Areka-DZF # 590 was comparable with Tekalegn et al. (2017) who reported that leaf to stem ratio (0.72). However, as plant maturity increased, the value of leaf to stem ratio was decreased. In contrast the current finding was below the finding of Bimrew (2016) who reported that leaf to stem ratio 1.25, 1.18 and 0.8 at 90, 120 and 150 consecutive harvesting dates for Desho grass. This large difference might be due to difference made in stage of maturity to harvest.

The analysis variance of herbage yield was not shown statistically significance difference ($P>0.05$) between Desho grass lines, however, numerically the value had difference. The highest herbage yield were produced from Kulumsa-DZF #592 (59.87 t/ha), KK2-DZF # 589 (46.13 t/ha) and Areka-DZF # 590 (44.8), respectively. The analysis variance for dry matter yield was indicated strongly significance difference ($P<0.01$) between considered Desho grass lines in this experiment. The highest least square mean values of dry matter yield (DMY) were produced from Areka-DZF # 590 (28.74 t/ha) followed by Kulumsa-DZF #592 (26.14 t/ha) than the other two Desho grass lines. Whereas, the lowest DMY was produced by KK2-DZF # 589 (20.31 t/ha) lines. The current finding was better than Bimrew et al. (2017) who reported that mean value of dry matter yield (16.84 t/ha) at Midland and (14.62 t/ha) at high land of Northern Ethiopia. This difference might be due to soil type, stage

of harvesting and management system.

Performance of four Desho grass lines during first and second year

Plant height (cm) of four Desho lines

Plant height (cm) during first and second harvesting cycle of four Desho grass was shown on Figure 2. According to the figure indicated that first harvesting had had higher plant height than second harvesting cycle. This happened might be due to the behavior of crop were grown in lie than erect at medium growing lifetime. During the first (47.33, 48.00 and 48.67 cm) and second (45.4, 44.6 and 45 cm) plant height were produced from the Areka-DZF # 590, KK1-DZF # 591 and Kulumsa-DZF #592 Desho grass lines, respectively. This result higher than finding of Bimrew et al. (2017b) who reported that the mean value of Desho grass plant height (39.4 cm) under irrigation at Northern Ethiopia. This difference might be due to soil type and harvesting at difference dates.

Leaf to stem ratio (LSR) of four Desho lines

The average of leaf to stem ration in first and second harvesting time were shown in Figure 3. The greater LST was produced at the second harvesting cycle than the first cycle. This was due to the behavior of plant were produced more leaf (prolific tiller) and lie horizontal than erect. The mean value of leaf to stem ratio were produced during the first (0.71, 0.59 and 0.6) and second (0.82, 0.58 and 1.07) from the Desho grass lines of Areka-DZF # 590, KK1-DZF # 591 and Kulumsa-DZF #592, respectively. The current result were higher than Tekalegn et al. (2017) who reported that leaf to stem ratio of Desho grass lines were (0.47, 0.44 and 0.55) during first and (0.57, 0.36 and 0.76) second harvesting cycle of Kulumsa-DZF #592, KK1-DZF # 591 and KK2-DZF # 589, respectively at Southern Ethiopia.

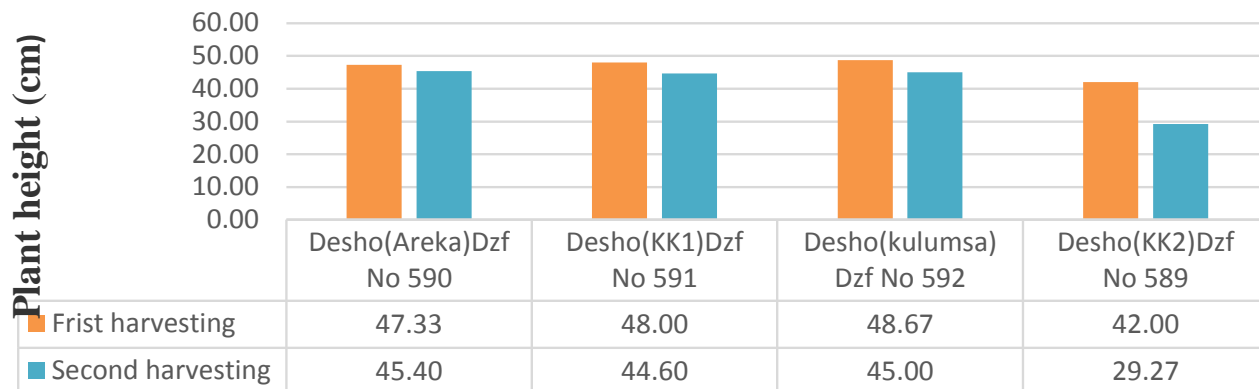


Figure 2. Plant height (cm) of Desho grass lines.

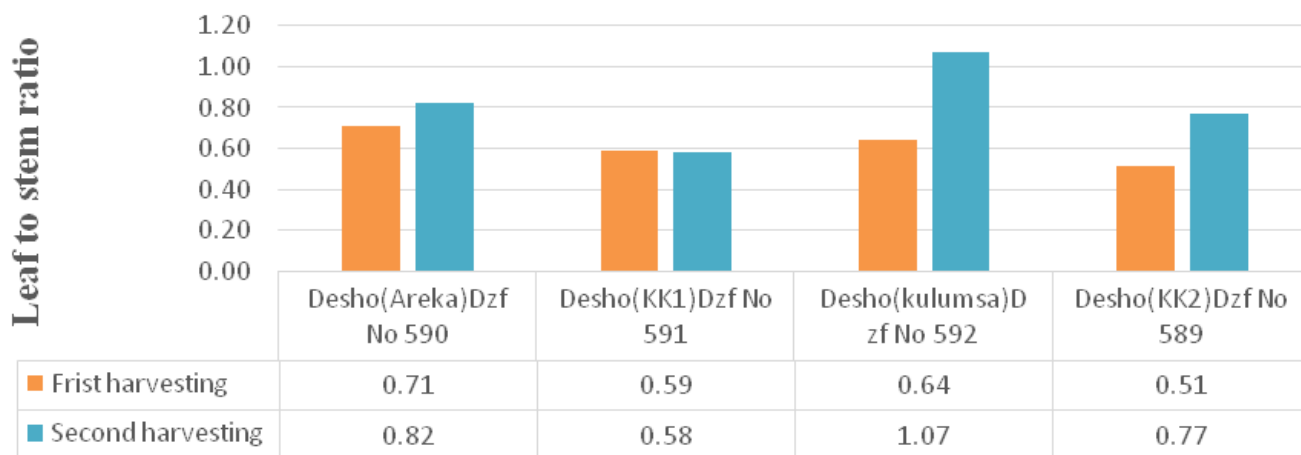


Figure 3. Leaf to stem ratio of Desho grass lines.

Biomass yield (t/ha)

The average biomass (herbage) yield in first and second harvesting were shown in Figure 4. The greater biomass yield (t/ha) was produced at the second harvesting cycle than first cycle. This result produced might be due to tiller number is increased up to optimum growth of plant tissue. However, gradually the morphological performance is decreased. The current finding was supported by Tilahun et al. (2017) who reported, that the mean value of tiller number per plant of Desho grass was increased from 36.4 t/ha at 75 days growth to 106.4 t/ha at 135 days.

Dry matter yield (t/ha) of four Desho lines

The average dry matter yield of four Desho grass lines are presented in Figure 5. More dry matter yield of ton per hectare were produced during the second than first harvesting cycle from all Desho grass lines. The mean

average of dry matter yield was obtained during the first (28.74, 23.59 and 26.98 t/ha) and second (30.52, 28.62 and 30.98) from Areka-DZF # 590, KK1-DZF # 591 and Kulumsa-DZF #592 lines, respectively. The current finding was in lined with Tekalegn et al. (2017) who reported for similar Desho grass lines dry matter yield were produced 30.3, 28.43 and 30.9 t/ha, respectively at Wondogenet Agricultural Research Center, Southern, Ethiopia. However, the report of Tilahun et al. (2017) at different days of harvesting (7.1 t/ha at 90 days, 15.7 t/ha at 120 days and 25.5 t/ha at 150 at days) were produced lower dry matter yield than current finding. This difference might be due to line difference, agro ecology, and stage harvesting.

Correlation of morphological parameter and dry matter yield for Desho grass lines

Pearson correlation of Desho grass lines morphological parametric are presented in Table 2. The dry matter yield

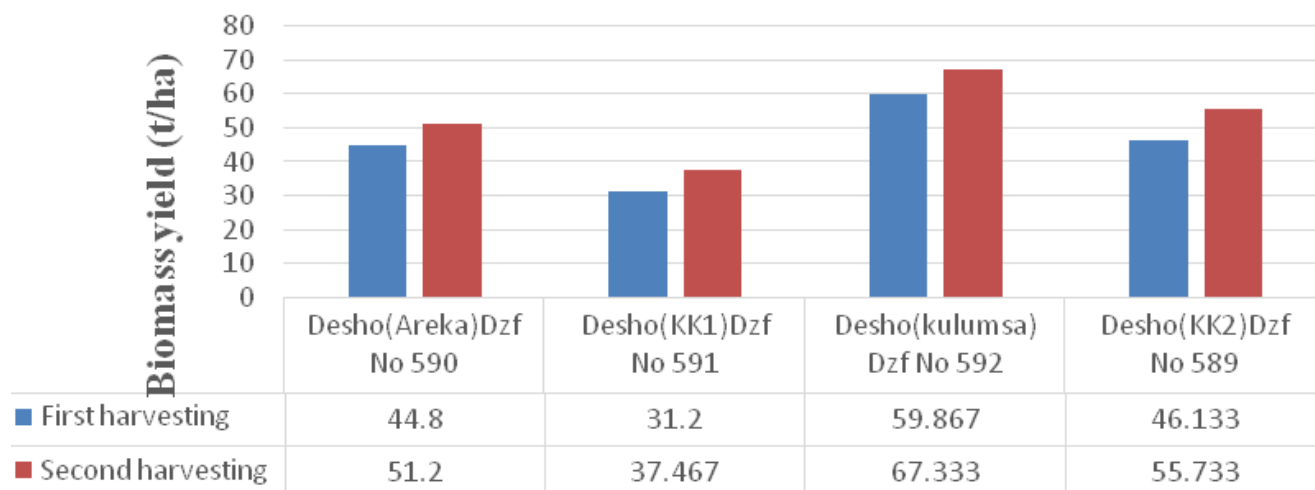


Figure 4. Biomass yield of Desho grass (t/ha) lines.

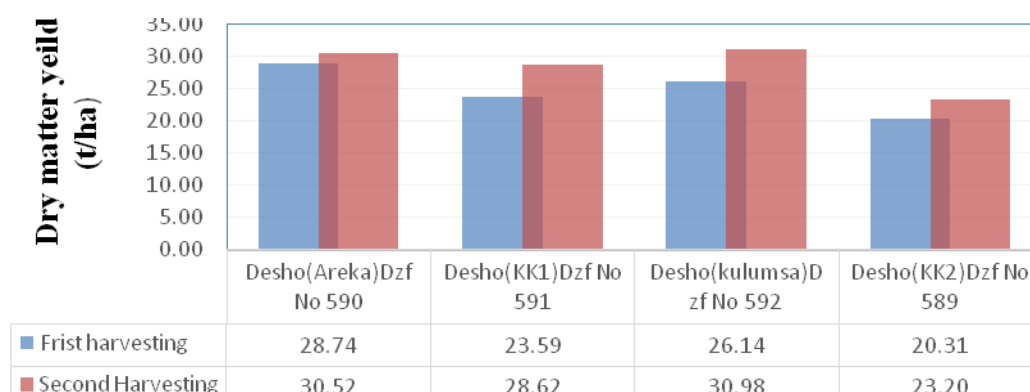


Figure 5. Dry matter yield of Desho grass (t/ha) lines.

Table 2. Pearson correlation of Desho grass lines morphological parameters.

	R	PC	V	PH	BM	LST	DMY
R	1						
PC	0.4	1					
V	0.94*	0.35	1				
PH	0.54	0.52	0.25	1			
BM	0.35	0.41	0.30	0.99**	1		
LST	0.56	0.52	0.53	0.48	0.09	1	
DMY	0.44	0.75*	0.47	0.62*	0.20	0.81**	1

DMY = dry matter yield, LSR = leaf to stem ratio, BM= biomass yield, pH = plant height plant, V= vigor, PC=plot cover, R =regeneration percent,* =P < 0.05, ** =P <0.01.

(DMY) content had strongly positively correlation with plot cover (r= 0.75; P <0.05), plant height (r= 0.62; P<0.01), leaf to stem ratio (r=0.81; P <0.01). The moderate correlation was recorded on dry matter yield with plant

vigor (r=0.47), regeneration percent (r= 0.44) and lower correlation was recorded on biomass yield (r=0.44) with dry matter yield. The positive association of DMY with morphological parameters might be resulted from

harvesting at appropriate maturity stage and better competition for radiant energy with extended days to harvest. Tessema et al. (2002) and Bimrew et al. (2017) were gave the similar report on the positive correlation of morphological parameter with dry matter yield on Napier and Desho grass respectively.

CONCLUSIONS AND RECOMMENDATION

The results revealed that there were not shown significant differences ($P>0.05$) on regeneration percentage, plot cover, vigor and leaf to stem ratio between Desho grass lines. However, plant height and dry matter yield ton per hectare were shown significance difference ($P<0.05$) between Desho grass lines. Among the lines, particularly Areka-DZF#590 and Kulumsa-DZF#592 were performed more both in dry matter yield and leaf stem ratio. The dry matter yield was positive association with morphological parameters (leaf to stem ratio, plant height, plot cover and biomass yield. Based on the study result, Areka-DZF#590, Kulumsa-DZF#592 and KK1-DZF#591 lines were well-adapted and performed in forage yield potentials. Hence, these grasses are recommended to Mechara and in similar agro-ecologies for future demonstration and up-scaling as animal feed sources and land rehabilitation purpose. These selected Desho grass lines should be further demonstrated and scaled-up at Mechara on-farm condition and similar agro-ecologies of Hararge areas.

CONFLICT OF INTERESTS

The authors have not declared any conflict of interests.

ACKNOWLEDGMENT

The authors would like to express their depth gratitude to the Oromia Agricultural Research Institute (OARI) for funding research work and Dabrazite Agricultural Research Center for providing experiment materials.

REFERENCES

- Abdi E, Kemal K, Yassin E, Muleta D (2013). Cattle Production in West Hararge: An Opportunity and Constraints Assessments in Darolabu, Odabultum, Gemechis and Chiro Districts, Oromia Regional State, Ethiopia. *International Journal of Livestock Production Research* 1(1):01-15.
- Anele UY, Arigbede OM, Südekum KH, Oni AO, Jolaosho AO, Olanite JA, Adeosun AI, Dele PA, Ike KA, Akinola OB (2009). Seasonal chemical Composition, in vitro fermentation and insacco dry matter degradation of four indigenous multipurpose tree species in Nigeria. *Animal Feed Science and Technology* 154:47–57.
- Bimrew A (2016). Evaluation of the Agronomic, Utilization, Nutritive and Feeding Value of Desho Grass (*Pennisetum Pedicellatum*). PhD. Dissertation, Jimma University, Ethiopia.
- Asmare B, Demeke S, Tolemariam T, Tegegne F, Haile A, Wamatu J (2017a). Effects of altitude and harvesting dates on morphological characteristics, yield and nutritive value of Desho grass (*Pennisetum pedicellatum Trin.*) in Ethiopia. *Agriculture and Natural Resources* 51:148- 153.
- Asmare B, Mekuriaw Y, Tekliye L (2017b). Desho grass (*Pennisetum pedicellatum Trin.*) evaluation based on plant characteristics, yield and chemical composition under irrigation in Northwestern Ethiopia. *Journal of Agriculture and Environment for International Development* 112(2):241-251.
- Birmaduma G (2018). Analysis of Eating Quality, Perception of Stakeholders on Beef Quality Determinants and Commercial Value of Meat Cuts in Eastern Oromia, Ethiopia. Msc. Thesis, Haramaya University, Ethiopia.
- Central Statistical Authority (CSA) (2016). Agricultural sample survey agricultural sample survey livestock and livestock characteristics, Statistical Bulletin 578, Addis Ababa, Ethiopia, March 2016, Ethiopia.
- Danano D (2007). Improved grazing land management- Ethiopia. In Liniger H and Critchley W (Eds.), *Where the land is greener* (pp. 313-316). Bern, Switzerland: WOCAT.
- Ecocrop (2010). Ecocrop database. FAO. <https://www.feedipedia.org/node/4262>
- Leta G, Duncan A, Abdena A (2013). Desho grass (*Pennisetum pedicellatum*) for livestock feed, grazing land and soil and water management on small-scale farms. NBDC Brief 11. ILRI (International Livestock Research Institute), Nairobi, Kenya.
- IPMS Ethiopia (2005). Improved Productivity and Market Success of Ethiopian farmers. <https://cgspace.cgiar.org/bitstream/handle/10568/16789/ipms-ciat.pdf?sequence=1>
- Shiferaw A, Puskur R, Tegegne A, Hoekstra D (2011). Innovation in forage development: Empirical evidence from Alaba Special District, Southern Ethiopia. *Development in Practice* 21(8):1138-1152.
- Smith G (2010). Ethiopia: Local solutions to a global problem. Retrieved from <http://www.new-ag.info/en/focus/focusItem.php?a=1784>.
- Tadesse E, Tesfaye A, Feyisa H, Gashaye W, Tatek W, Tesfaye KB, Osho T (2014). Cattle production in the highlands of Hararge: Casestudy for East and West Zones of the high lands of Harerge, Eastern Ethiopia. *Basic Research Journal of Agricultural Science* 3(12):122-130.
- Tegegne F, Assefa G (2010). Feed resource assessment in Amhara Regional State. Ethiopian Sanitary and Phytosanitary Standards and Livestock Meat Marketing Program (SPS-LMM), Texas A&M University System. College Station, TX, USA.
- Tilahun G, Asmare B, Mekuriaw Y (2017). Effects of Harvesting Age and Spacing on Plant Characteristics, Chemical Composition and Yield of Desho Grass (*Pennisetum Pedicellatum Trin.*) in the highlands of Ethiopia. *Tropical Grasslands* 5(2):77-84.
- Tekalegn Yirgu, Solomon Mengistu, Edao Shanku and Fromsa Ijara (2017). Desho Grass (*Pennisetum. pedicellatum*) Lines Evaluation for Herbage Yield and Quality under Irrigation at Wondogenet. *American-Eurasian Journal of Agricultural and Environmental Science* 17(5):427-431.
- Tessema Z, Baars R, Alemu Y (2002). Effect of plant height at cutting, source and level of fertilizer on yield and nutritional quality of Napier grass (*Pennisetum purpureum* (L.) Schumacher). *African Journal Range land and Forage Science* 19:123-128.
- Welle S, Chantawarangul K, Nontananandh S, Jantawat S (2006). Effectiveness of grass strips as barrier against runoff and soil loss in Jijiga area, northern part of Somali region, Ethiopia. *Kasetsart Journal (Natural Science)* 40:549– 558. <https://goo.gl/j5fSsF>
- Yayneshet T (2010). Feed Resources Available in Tigray Region, North Ethiopia, For Production of Export Quality Meat and Livestock. Addis Ababa, Ethiopia.

Related Journals:

